

tssradio SIRIUS ECHO REPEATER SYSTEM
 MAKE YOUR SIRIUS ANTENNA WIRELESS AND RUN MULTIPLE RADIOS FROM 1 ANTENNA*
*Requires additional SR-WVI Antennas



SIRIUS Backstage Forum > SIRIUS Discussion Forums > SIRIUS Install Garage
 EDMDesign's FM Transmitter Review (LCD model)

User Name _____ Remember Me?

Password _____

Register FAQ Members List Calendar Today's Posts Search

SIRIUS Install Garage You've got the radio, now which cable goes where? Got questions about factory installed radios in your car? Discuss all hardware installation aspects here! Already have a system installed? Show off photos of your SIRIUS ride too.

POST REPLY

09-17-2007, 08:27 PM Thread Tools Display Modes #1

DOTCOM
 Mixologist
 Join Date: Dec 18, 2006
 Posts: 452

EDMDesign's FM Transmitter Review (LCD model)

Hi Everyone,

I just received EDMDesign's new LCD model FM transmitter. This little Microprocessor Controlled gem is a dual variable output model that's great when you want to dial it in to only cover the area that you need. All the main functions like raising and lowering the frequency as well as audio input levels and signal deviation are assessable from outside the case enclosure.





On the highest setting (100mW) I get about 3/4 mile radius coverage. The low setting gets me about 1500' radius coverage. Keep in mind I'm using an automotive FM antenna as my antenna. With the whip antenna that comes with the FM transmitter and set to low output I can get about 400' radius coverage. Of course I can dial the output down to suit my needs. The low output can be varied from 1mW to 10mW. On high output you can vary the output from 2mW to 100mW.

These transmitters have a MPX pot so you can manually adjust the FM signal deviation. This is great because you can tune it so that the FM deviation (volume level) is the same level as the local FM stations. Low signal deviation on the newer Sirius receivers is one of the reasons why some (myself included) find the volume to be too low when using the FMOut on the docking stations. IMO This is a great option to have.

This unit also has audio level pots that you can use to match the audio level of whatever audio equipment you connect to it. Too high a setting will cause distortion on your signal and too low a setting will increase your signal to noise ratio. Tuning this ensures that you have the proper audio levels entering the FM transmitter.

This is a fully digital synthesized unit, meaning no frequency drift, tuning or fiddling. Frequency is phase locked against an accurate quartz crystal. Frequency programming is managed by a CMOS microprocessor. You only need to press the UP and DOWN buttons and the processor will do the rest, even remember your last channel setting. No annoying lookup tables, wire links or DIP switches.

Here are a few pictures and here is their website. www.edmdesign.com



- Attached Images
- Components.jpg (73.4 KB, 67 Views)
 - VolumeAdjust.jpg (91.3 KB, 68 Views)
 - MPX.jpg (81.2 KB, 67 Views)
 - Installed.jpg (69.0 KB, 70 Views)
 - mService.jpg (49.2 KB, 72 Views)

Last edited by DOTCOM : 09-18-2007 at 05:35 PM.